



Ricardo Uribe  
COM/INDSTRL BLUEPRINT READ (HYBRID)

## BC Survey - Results 2022 Fall (16-Week - 221S), COM/INDSTRL BLUEPRINT

Dear Instructor,

Below are the 2022 Fall (16-Week - 221S) survey results for "COM/INDSTRL BLUEPRINT READ (HYBRID)".

The overall indicator is listed first.

The second part of the analysis lists the average values of all individual questions.

Comments are listed at the report's end.

If you have any further questions, please reach out to a member of PIER.

Best regards,

Robert Wood  
Assistant Research Analyst  
Brazosport College  
500 College Drive  
Lake Jackson, TX 77566  
(979)-230-3189  
robert.wood@brazosport.edu

Ricardo Uribe  
2022 Fall (16-Week - 221S)  
COM/INDSTRL BLUEPRINT READ (HYBRID) (CNBT2310 80221S)  
No. of responses = 5



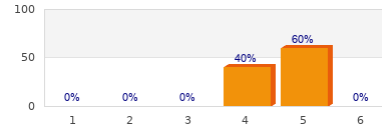
## Survey Results

### 3. Level of Agreeance:

3.1) Instructions for course activities and assignments were clear.	strongly disagree	<table><tr><th>Rating</th><th>Percentage</th></tr><tr><td>1</td><td>0%</td></tr><tr><td>2</td><td>0%</td></tr><tr><td>3</td><td>0%</td></tr><tr><td>4</td><td>40%</td></tr><tr><td>5</td><td>60%</td></tr><tr><td>6</td><td>0%</td></tr></table>	Rating	Percentage	1	0%	2	0%	3	0%	4	40%	5	60%	6	0%	N/A	n=5 av.=4.6 md=5 dev.=0.5
Rating	Percentage																	
1	0%																	
2	0%																	
3	0%																	
4	40%																	
5	60%																	
6	0%																	
3.2) The workload in this course was well distributed throughout the term.	strongly disagree	<table><tr><th>Rating</th><th>Percentage</th></tr><tr><td>1</td><td>0%</td></tr><tr><td>2</td><td>0%</td></tr><tr><td>3</td><td>0%</td></tr><tr><td>4</td><td>40%</td></tr><tr><td>5</td><td>60%</td></tr><tr><td>6</td><td>0%</td></tr></table>	Rating	Percentage	1	0%	2	0%	3	0%	4	40%	5	60%	6	0%	N/A	n=5 av.=4.6 md=5 dev.=0.5
Rating	Percentage																	
1	0%																	
2	0%																	
3	0%																	
4	40%																	
5	60%																	
6	0%																	
3.3) The course was delivered as outlined in the syllabus.	strongly disagree	<table><tr><th>Rating</th><th>Percentage</th></tr><tr><td>1</td><td>0%</td></tr><tr><td>2</td><td>0%</td></tr><tr><td>3</td><td>0%</td></tr><tr><td>4</td><td>40%</td></tr><tr><td>5</td><td>60%</td></tr><tr><td>6</td><td>0%</td></tr></table>	Rating	Percentage	1	0%	2	0%	3	0%	4	40%	5	60%	6	0%	N/A	n=5 av.=4.6 md=5 dev.=0.5
Rating	Percentage																	
1	0%																	
2	0%																	
3	0%																	
4	40%																	
5	60%																	
6	0%																	
3.4) Assessments/exams were based on material covered in assignments, readings, lectures, videos, group activities, etc.	strongly disagree	<table><tr><th>Rating</th><th>Percentage</th></tr><tr><td>1</td><td>0%</td></tr><tr><td>2</td><td>0%</td></tr><tr><td>3</td><td>0%</td></tr><tr><td>4</td><td>40%</td></tr><tr><td>5</td><td>60%</td></tr><tr><td>6</td><td>0%</td></tr></table>	Rating	Percentage	1	0%	2	0%	3	0%	4	40%	5	60%	6	0%	N/A	n=5 av.=4.6 md=5 dev.=0.5
Rating	Percentage																	
1	0%																	
2	0%																	
3	0%																	
4	40%																	
5	60%																	
6	0%																	
3.5) The instructor made learning relevant to my field of study, career, or degree.	strongly disagree	<table><tr><th>Rating</th><th>Percentage</th></tr><tr><td>1</td><td>0%</td></tr><tr><td>2</td><td>0%</td></tr><tr><td>3</td><td>0%</td></tr><tr><td>4</td><td>40%</td></tr><tr><td>5</td><td>60%</td></tr><tr><td>6</td><td>0%</td></tr></table>	Rating	Percentage	1	0%	2	0%	3	0%	4	40%	5	60%	6	0%	N/A	n=5 av.=4.6 md=5 dev.=0.5
Rating	Percentage																	
1	0%																	
2	0%																	
3	0%																	
4	40%																	
5	60%																	
6	0%																	
3.6) The instructor used a variety of instructional methods (examples: group discussions, student presentations, student activities, lab activities, online discussions, video assignments, case studies, etc.)	strongly disagree	<table><tr><th>Rating</th><th>Percentage</th></tr><tr><td>1</td><td>0%</td></tr><tr><td>2</td><td>0%</td></tr><tr><td>3</td><td>0%</td></tr><tr><td>4</td><td>40%</td></tr><tr><td>5</td><td>60%</td></tr><tr><td>6</td><td>0%</td></tr></table>	Rating	Percentage	1	0%	2	0%	3	0%	4	40%	5	60%	6	0%	N/A	n=5 av.=4.6 md=5 dev.=0.5
Rating	Percentage																	
1	0%																	
2	0%																	
3	0%																	
4	40%																	
5	60%																	
6	0%																	
3.7) The instructor provided timely feedback on my assignments.	strongly disagree	<table><tr><th>Rating</th><th>Percentage</th></tr><tr><td>1</td><td>0%</td></tr><tr><td>2</td><td>0%</td></tr><tr><td>3</td><td>0%</td></tr><tr><td>4</td><td>40%</td></tr><tr><td>5</td><td>60%</td></tr><tr><td>6</td><td>0%</td></tr></table>	Rating	Percentage	1	0%	2	0%	3	0%	4	40%	5	60%	6	0%	N/A	n=5 av.=4.6 md=5 dev.=0.5
Rating	Percentage																	
1	0%																	
2	0%																	
3	0%																	
4	40%																	
5	60%																	
6	0%																	
3.8) The instructor exhibited professional behavior, treated students respectfully, and used appropriate language during class.	strongly disagree	<table><tr><th>Rating</th><th>Percentage</th></tr><tr><td>1</td><td>0%</td></tr><tr><td>2</td><td>0%</td></tr><tr><td>3</td><td>0%</td></tr><tr><td>4</td><td>40%</td></tr><tr><td>5</td><td>60%</td></tr><tr><td>6</td><td>0%</td></tr></table>	Rating	Percentage	1	0%	2	0%	3	0%	4	40%	5	60%	6	0%	N/A	n=5 av.=4.6 md=5 dev.=0.5
Rating	Percentage																	
1	0%																	
2	0%																	
3	0%																	
4	40%																	
5	60%																	
6	0%																	

3.9) The instructor provided grades within the stated timeframe.

strongly disagree

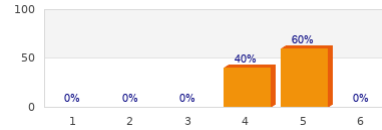


N/A

n=5  
av.=4.6  
md=5  
dev.=0.5

3.10) The instructor was accessible to answer questions and explain material outside of class according to office hours.

strongly disagree



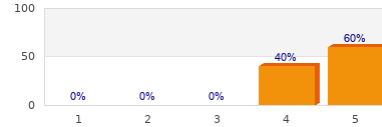
N/A

n=5  
av.=4.6  
md=5  
dev.=0.5

#### 4. Overall Satisfaction With This Course:

4.1) Please rate your overall satisfaction with the learning experience in this course.

Very Dissatisfied



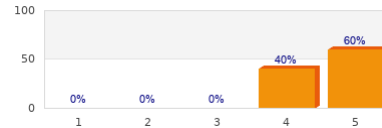
Very Satisfied

n=5  
av.=4.6  
md=5  
dev.=0.5

#### 5. Course Recommendation:

5.1) How likely are you to recommend this course with this instructor to a friend?

Very Unlikely




Very Likely

n=5  
av.=4.6  
md=5  
dev.=0.5

#### 7. Student Demographics:

7.1) How many credits have you completed toward your degree or certificate?



n=5

7.2) This course is instructed as:

a face-to-face course 0%

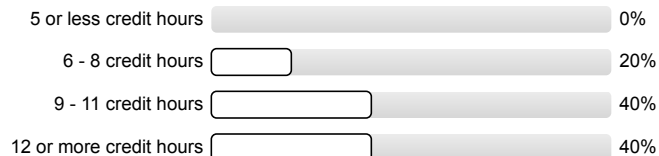
n=5

a hybrid/blended course (a combination of face-to-face and online instruction) 100%

an online synchronous (students are required to participate online at a specific time) 0%


an online asynchronous (students view course materials at any time) 0%

7.3) This term I am currently enrolled in:




n=5

7.4) My current major is:



7.5) I am currently a high school student taking college courses.



## Comments Report

---

### 6. Open Response:

6.1) What are the strengths of this course?

- Learning about the blueprints and how to read them
- basics taught of blueprint reading
- the instructor

6.2) What changes would you recommend that would improve this course?

- More work with reading them
- none

6.3) Any further, constructive comments?

- Not at this time
- none